

CFP Castlefield B.E.S.T Sustainable UK Opportunities Fund

Factsheet - November 2021



Fund Information

| | |
|------------------------------|--|
| Fund Manager | Mark Elliott |
| Historic Yield* | 0.90 |
| Sector | IA UK All Companies |
| Fund Size | £29.51m |
| Number of Holdings | 30-40 |
| ACD | ConBrio Fund Partners Limited |
| Launch Date | 1st June 2007 |
| Platform Availability | Aegon, AJ Bell, Alliance, Aviva, CoFunds, Elevate, Hargreaves Lansdown, James Hay, Novia, Quilter, Standard Life, Transact, Zurich |

Share Class Information

| | |
|-------------------------------|--------------|
| Share Class | General |
| Min. Investment | £500 |
| Initial Charge | 0% |
| Investment Adviser Fee | 0.75% |
| Ongoing Charge** | 1.08% |
| Payment Dates | Quarterly |
| ISA Eligible | Yes |
| ISIN | GB00B8J7Y492 |
| CITI Code | G74X |
| Bloomberg | CONBRUO:LN |

Share Calculation

Active Share Calculation*** 89.40%

Source of performance data: Financial Express. as at 31/10/2021.

Past performance is not a guide to future performance.

Investment in the fund carries the risk of potential loss of capital.

*Historic Yield reflects the historic dividend income paid from the fund in the preceding 12 months as at 31/10/2021.

**The Ongoing Charge Figure ('OCF') has been calculated as of 31/08/2021.

***Active Share calculation measures how much the portfolio holdings differ to the benchmark. i.e. A portfolio identical to benchmark would have a 0% active share. Source: Factset.

Fund Objective and Strategy

The investment objective of the Fund is to invest primarily for long term capital growth from a portfolio of investments which is superior to the median performance of all of the funds forming the official peer group of which the Fund is a part. 'Peer group' is defined as being the Investment Association sector to which the Fund has been allocated (currently being the UK All Companies Sector) or to which it may be allocated in future, as determined by that body. The ACD's investment policy is actively to invest in those companies, primarily within the UK, where the Investment Adviser believes there are above average opportunities for growth. Long term means over a minimum investment horizon of five years.

| | | | |
|---|----------------------------|---|---------------------------|
| B | Business & financial | S | Social |
| E | Environmental & ecological | T | Transparency & governance |

The investment adviser uses a responsible investment process to identify securities in which the fund may invest. The four criteria that need to be evidenced by each investment are reflected in the name of the fund where 'B.E.S.T' indicates Business & financial, Environmental & ecological, Social and Transparency & governance.

Further information on the 'B.E.S.T' criteria may be obtained from the Investment Adviser upon request.

Pricing Spread: Bid-Bid • Data Frequency: Monthly • Currency: Pounds Sterling



A - CFP Castlefield B.E.S.T Sustainable UK Opportunities General [42.61%]
B - IA UK All Companies [38.29%]

31/10/2016 - 31/10/2021. Data from FE 2021

Cumulative Performance (%)

| | 1 Mth | 3Mths | 6 Mths | 1 Yr | 3 Yrs | 5 Yrs |
|-----------------|-------|-------|--------|-------|-------|-------|
| Fund | -1.92 | -1.50 | 1.29 | 33.14 | 22.73 | 42.61 |
| Sector | 0.29 | 1.67 | 4.40 | 37.21 | 24.11 | 38.29 |
| Quartile | 4 | 4 | 4 | 3 | 2 | 2 |

Discrete Performance (%)

| | 2021 YTD | 2020 | 2019 | 2018 | 2017 |
|-----------------|----------|-------|-------|--------|-------|
| Fund | 15.39 | -5.53 | 17.07 | -0.80 | 9.79 |
| Sector | 15.13 | -6.01 | 22.24 | -11.19 | 13.99 |
| Quartile | 2 | 2 | 4 | 1 | 4 |

Discrete Year to Quarter End Performance (%)

| | Q3 2020 | Q3 2019 | Q3 2018 | Q3 2017 | Q3 2016 |
|-------------|---------|---------|---------|---------|---------|
| | Q3 2021 | Q3 2020 | Q3 2019 | Q3 2018 | Q3 2017 |
| Fund | 30.35 | -9.54 | -0.46 | 10.33 | 11.76 |

CFP Castlefield B.E.S.T Sustainable UK Opportunities Fund

Factsheet - November 2021



Sector Allocation (%)

| | |
|-------------------------------|-------|
| Financials | 22.67 |
| Industrials | 20.59 |
| Consumer Goods | 9.03 |
| Healthcare | 8.70 |
| Technology | 7.98 |
| Support Services | 7.10 |
| Consumer services | 6.82 |
| Chemicals | 5.39 |
| Media | 4.89 |
| Telecommunications | 2.59 |
| Real Estate Investment Trusts | 2.27 |
| Cash | 1.97 |

Top Ten Holdings (%)

| | |
|------------------------------|------|
| K3 CAPITAL GROUP | 5.53 |
| CRODA INTERNATIONAL | 5.39 |
| RELX | 4.89 |
| EXPERIAN | 4.74 |
| IMPAX ASSET MANAGEMENT GROUP | 4.69 |
| RWS HOLDINGS | 4.62 |
| AVAST | 4.23 |
| HIKMA PHARMACEUTICALS | 4.19 |
| TYMAN | 4.07 |
| BEGBIES TRAYNOR GROUP | 3.99 |

Fund Manager



Mark Elliott

Partner

MChem (Hons), CFA, Chartered MCSI




Mark was one of the founding members of the Castlefield investment management business, having previously worked with the other co-founders within the institutional investment and fund management division of private bank, Brown Shipley. In addition to being the lead manager of the CFP Castlefield B.E.S.T Sustainable UK Opportunities Fund, CFP Castlefield B.E.S.T Sustainable Income Fund and the CFP Castlefield Real Return Fund, Mark is also responsible for managing segregated accounts for the firm's discretionary clients. A charter holder (Chartered Financial Analyst) of the CFA Institute as well as an individually Chartered Member of the Chartered Institute for Securities & Investment (CISI), Mark has over 15 years industry experience.

Contact Information


ConBrio Fund Partners

111 Piccadilly,
Manchester,
M1 2HY

General Enquiries:

 0161 233 4555
 ConBrioEnquiries@uk.dstsystems.com
 www.conbriofunds.com

Dealing Information:

 (UK) 0330 123 3716
(Overseas) +44 203 975 1021

Important Information

This document provides information about the CFP Castlefield B.E.S.T Sustainable UK Opportunities Fund. ConBrio Fund Partners Limited (CFP) is the Authorised Corporate Director (ACD) of the Fund and Castlefield Investment Partners LLP (CIP) is the appointed Investment Adviser. Both CFP and CIP are authorised and regulated by the Financial Conduct Authority.

This document does not constitute or form part of, and should not be construed as, an initiation to buy or sell units and neither this document nor anything contained or referred to in it shall form the basis of, or be relied on in connection with, any offer or commitment whatsoever.

The value of units and the income generated from them can fall as well as rise and are not guaranteed; investors may not get back the amount originally subscribed. Equity investments should always be considered as long term.

Investors should not purchase the Fund referred to in this document except on the basis of information contained in the Fund's prospectus. We recommend that investors who are not professional investors should contact their professional adviser. The Funds Prospectus and Key Investor Information Document (KIID) are available from www.conbriofunds.com or direct from ConBrio Fund Partners.

All data as at 31/10/2021 unless otherwise stated.