

# CFP Castlefield B.E.S.T Sustainable Income Fund

Factsheet - June 2021



## Fund Information

<b>Fund Manager</b>	Mark Elliott
<b>Historic Yield*</b>	3.40
<b>Sector</b>	IA UK Equity Income
<b>Fund Size</b>	£22.50m
<b>Number of Holdings</b>	40-50
<b>ACD</b>	ConBrio Fund Partners Limited
<b>Launch Date</b>	2 May 2006. Current strategy since 8 July 2012
<b>Platform Availability</b>	Aegon, AJ Bell, Alliance, Ascentric, Aviva, Elevate, FNZ, Hargreaves Lansdown, James Hay, Novia, Old Mutual, Transact, Standard Life, Zurich
<b>Ratings:</b>	Morningstar - 4 Globes Sustainability Rating

## Share Class Information

<b>Share Class</b>	General
<b>Min. Investment</b>	£500
<b>Initial Charge</b>	0%
<b>Investment Adviser Fee</b>	0.75%
<b>Ongoing Charge</b>	1.16%
<b>Payment Dates</b>	Quarterly
<b>ISA Eligible</b>	Yes
<b>ISIN</b>	GB00B13NPH48
<b>CITI Code</b>	ET14
<b>Bloomberg</b>	PRESIN:LN

## Share Calculation

<b>Active Share Calculation**</b>	88.10%
-----------------------------------	--------

Source of performance data: Financial Express. as at 28/05/2021.

Past performance is not a guide to future performance.

Investment in the fund carries the risk of potential loss of capital.

\*Historic Yield reflects the historic dividend income paid from the fund in the preceding 12 months as at 28/05/2021.

\*\*Active Share calculation measures how much the portfolio holdings differ to the benchmark. i.e. A portfolio identical to benchmark would have a 0% active share. Source: Factset.

Holdings within other share classes of the Fund previously active were converted to the 'General Income Class' reflected within the document as of 01/07/2019.

## Fund Objective and Strategy

The investment objective of the Fund is predominantly to generate a relatively high level of current income, together with income growth and some capital growth over the long term, which is superior to the median performance of all of the funds forming the official peer group of which the Fund is a part. 'Peer group' is defined as being the Investment Association sector to which the Fund has been allocated (currently being the UK Equity Income Sector) or to which it may be allocated in future, as determined by that body. Long term means over a minimum investment horizon of five years. The fund adopts a unique investment process designed to consider factors beyond traditional business and financial criteria, as outlined in the fund's name:

B	Business & financial	S	Social
E	Environmental & ecological	T	Transparency & governance

The fund uses detailed filters across key areas of concern to decide which stocks and sectors are excluded from investment. We then use the B.E.S.T criteria to help find positive themes to support. The remaining names are assessed to select a portfolio capable of generating an appropriate level of income.

Further information on the 'B.E.S.T' criteria and sustainability element may be obtained from the Investment Adviser upon request.

Pricing Spread: Bid-Bid • Data Frequency: Monthly • Currency: Pounds Sterling



A - IA UK Equity Income [31.06%]

B - CFP Castlefield B.E.S.T Sustainable Income General [15.70%]

31/05/2016 - 28/05/2021. Data from FE 2021

## Cumulative Performance (%)

	1 Mth	3Mths	6 Mths	1 Yr	3 Yrs	5 Yrs
<b>Fund</b>	2.34	11.48	14.03	17.96	7.08	15.70
<b>Sector</b>	2.13	10.67	16.87	27.30	6.05	31.05
<b>Quartile</b>	2	2	3	4	2	4

## Discrete Performance (%)

	2021 YTD	2020	2019	2018	2017
<b>Fund</b>	12.31	-12.38	21.67	-11.93	3.91
<b>Sector</b>	12.75	-10.73	20.07	-10.54	11.32
<b>Quartile</b>	2	3	2	3	4

## Discrete Year to Quarter End Performance (%)

	Q1 2020 Q1 2021	Q1 2019 Q1 2020	Q1 2018 Q1 2019	Q1 2017 Q1 2018	Q1 2016 Q1 2017
<b>Fund</b>	20.82	-12.87	-0.23	-3.53	7.14

# CFP Castlefield B.E.S.T Sustainable Income Fund

Factsheet - June 2021



## Sector Allocation (%)

Financials	22.69
Industrials	11.84
Support Services	10.19
Technology	8.87
Renewable Energy	7.97
Health Care	7.30
Utilities	6.72
Consumer Services	6.49
Consumer Goods	5.69
Infrastructure	5.69
Real Estate Investment Trusts	3.56
Telecommunications	1.29
Cash	1.70

## Top Ten Holdings (%)

CITY OF LONDON INV	5.10
NATIONAL GRID PLC	4.48
TYMAN PLC	4.40
STRIX GROUP PLC	4.22
GLAXOSMITHKLINE PLC	3.96
PHOENIX GROUP HOLDINGS PLC	3.95
EMIS Group PLC	3.62
GREENCOAT UK WIND PLC	3.58
ASSURA PLC SHS REIT	3.56
PRUDENTIAL PLC	3.39

## Fund Manager



### Mark Elliott

Partner

MChem (Hons), CFA, Chartered MCSI




Mark was one of the founding members of the Castlefield investment management business, having previously worked with the other co-founders within the institutional investment and fund management division of private bank, Brown Shipley. In addition to being the lead manager of the CFP Castlefield B.E.S.T Sustainable Income Fund, CFP Castlefield Real Return Fund and the CFP Castlefield B.E.S.T Sustainable UK Opportunities Fund, Mark is also responsible for managing segregated accounts for the firm's discretionary clients. A charter holder (Chartered Financial Analyst) of the CFA Institute as well as an individually Chartered Member of the Chartered Institute for Securities & Investment (CISI), Mark has over 15 years industry experience.

## Contact Information


### ConBrio Fund Partners

111 Piccadilly,  
Manchester,  
M1 2HY

### General Enquiries:

 0161 233 4555  
 ConBrioEnquiries@uk.dstsystems.com  
 www.conbriofunds.com

### Dealing Information:

 (UK) 0330 123 3716  
(Overseas) +44 203 975 1021

## Important Information

This document provides information about the CFP Castlefield B.E.S.T Sustainable Income Fund. ConBrio Fund Partners Limited (CFP) is the Authorised Corporate Director (ACD) of the Fund and Castlefield Investment Partners LLP (CIP) is the appointed Investment Adviser. Both CFP and CIP are authorised and regulated by the Financial Conduct Authority.

This document does not constitute or form part of, and should not be construed as, an initiation to buy or sell units and neither this document nor anything contained or referred to in it shall form the basis of, or be relied on in connection with, any offer or commitment whatsoever.

The value of units and the income generated from them can fall as well as rise and are not guaranteed; investors may not get back the amount originally subscribed. Equity investments should always be considered as long term.

Investors should not purchase the Fund referred to in this document except on the basis of information contained in the Fund's prospectus. We recommend that investors who are not professional investors should contact their professional adviser. The Funds Prospectus and Key Investor Information Document (KIID) are available from [www.conbriofunds.com](http://www.conbriofunds.com) or direct from ConBrio Fund Partners.

All data as at 28/05/2021 unless otherwise stated.